













































Price List - Inflatables (Subject to changes, general guideline, best to refer to our website [www.ColumbusParties.com](http://www.ColumbusParties.com))













Picture	Name	Dimensions	Price for 3 hours	Additional time	Other	Delivery Options	Electricity	Weight Limit
	Inflatable Slip N Slide with a Splash Pool	30' x 6' x 9'	\$229.99	\$35 each additional hour. \$100 extra for up to 8 hours.		AFE delivery only	1 Outlet & water access	Max 250 lbs per user
	Triple Lane Slip N Slide	30' x 12' x 13'	\$499.99	\$35 each additional hour. \$100 extra for up to 8 hours.		AFE delivery only	1 Outlet & water access	Max 250 lbs per user
	Double lane slip n side	40' L x 11' W x 7' H	\$399.99	\$35 each additional hour. \$100 extra for up to 8 hours.		AFE delivery only	1 Outlet & water access	200 lbs. per player (per lane); not to exceed a limit of 400 lbs. max.
	The Plunge	34' x 11' x 10'	\$350.99	\$35 each additional hour. \$100 extra for up to 8 hours.		AFE delivery only	1 Outlet & water access	Max 200 lbs per user, 700 lbs total. 4-6 users
	Speed Pitch	8'L x 9'W x 12'H	\$299.99	\$35 each additional hour. \$100 extra for up to 8 hours.		AFE delivery only or Customer pickup	1 Outlet	
	Giant Trike Racing		\$599.99 (\$399.99 without track)	\$35 each additional hour. \$100 extra for up to 8 hours.		AFE delivery only	1 Outlet	
	DIY Foam Party		\$249.99 per rental includes 1 bag of Foam powder	\$29.99 for each additional bag of Foam powder		Customer pickup only	1 Outlet & water access	
	Standard Foam party with Pit	15' x 15' x 8' H	\$599.99 for 2 hrs	\$150 each additional hour.		AFE delivery only	1 Outlet & water access	
	Ultimate Dance Foam Party	33' L x 17' W x 9' H	\$999.99 for 2 hrs	\$200 each additional hour.		AFE delivery only	3 Outlet & water access	
	4 Element Obstacle Course (20 foot)	20' x 12' x 10'	\$399.99	\$35 each additional hour. \$100 extra for up to 8 hours.		AFE delivery only	1 Outlet	Max 200 lbs per user, 1,000 lbs total. 2-6 users
	6 Element Obstacle Course (24 foot)	24' L x 11' W x 11' H	\$599.99	\$35 each additional hour. \$100 extra for up to 8 hours.		AFE delivery only	1 Outlet	180 lbs. per player, not to exceed 360 lbs. max.
	7 Elements Obstacle Course (30 foot)	30' x 11' x 11'	\$599.99	\$35 each additional hour. \$100 extra for up to 8 hours.		AFE delivery only	1 Outlet	Max 200 lbs per user, 800 lbs total. 2-4 users













Picture	Name	Dimensions	Price for 3 hours	Additional time	Other	Delivery Options	Electricity	Weight Limit
	8 Element Obstacle Course	40' x 11' x 18'	\$699.99	\$35 each additional hour. \$100 extra for up to 8 hours.		AFE delivery only	1 Outlet	Max 200 lbs per user, 800 lbs total. 2-4 users
	10 Element Obstacle Course (4 & 6 put together)		\$799.99	\$50 each additional hour. \$100 extra for up to 8 hours.		AFE delivery only	2 Outlets	Max 200 lbs per user, 1,000 lbs total. 2-6 users
	15 Element Obstacle Course (7 & 8 put together)	70' x 11' x 18'	\$999.99	\$50 each additional hour. \$200 extra for up to 8 hours.		AFE delivery only	2 Outlets	Max 200 lbs per user, 800 lbs total. 2-4 users
	Super Ninja Warrior Obstacle Course	14' H x 13' L x 62' W	\$1,599.99	\$100 each additional hour. \$300 extra for up to 8 hours.		AFE delivery only	3 Outlets	250 lbs. per player
	Rocky Mountain Climb Slide Combo	31' H x 32' L x 32' W	\$1,599.99	\$100 each additional hour. \$300 extra for up to 8 hours.		AFE delivery only	2 Outlets	250 lbs. per player
	Deluxe Rocky Mountain with Obstacles	31' H x 39' L x 39' W	\$2,399.99	\$150 each additional hour. \$350 extra for up to 8 hours.		AFE delivery only	4 Outlets	250 lbs. per player
	Rainforest Obstacle Course (wet or dry)	47' L x 11' W x 14' H	\$899.99	\$35 each additional hour. \$100 extra for up to 8 hours.		AFE delivery only	1 Outlet	250 lbs. per player, not to exceed 500 lbs. max.
	Malibu Beach Derby Wheelchair Accessible Obstacle Course	approx. 40' x 24' x 12'	\$899.99	\$35 each additional hour. \$100 extra for up to 8 hours.		AFE delivery only	1 Outlet	
	Race Track Wheelchair Accessible Obstacle Course	approx. 40' x 24' x 12'	\$899.99	\$35 each additional hour. \$100 extra for up to 8 hours.		AFE delivery only	1 Outlet	
	Bootcamp Obstacle Race with 2 slides	36' H x 30' L x 20' W	\$899.99	\$35 each additional hour. \$100 extra for up to 8 hours.		AFE delivery only	2 Outlets	Max 275 lbs per user, 500 lbs total. 2 users
	Biohazard Blast Obstacle (wet or dry)	47' L x 11' W x 14' H	\$799.99	\$35 each additional hour. \$100 extra for up to 8 hours.		AFE delivery only	1 Outlet	250 lbs. per player, not to exceed 500 lbs. max.
	Star Wars Obstacle Course (wet or dry)	50' L x 11' W x 15'5 H	\$899.99	\$50 each additional hour. \$200 extra for up to 8 hours.		AFE delivery only	2 Outlets	Not to exceed 175 lbs. per player












Picture	Name	Dimensions	Price for 3 hours	Additional time	Other	Delivery Options	Electricity	Weight Limit
	Uncle Sam's Slide (wet or dry)	20' L x 12' W x 21' H	\$649.99	\$35 each additional hour. \$100 extra for up to 8 hours.		AFE delivery only	1 Outlet	Not to exceed 200 lb s. per player (1 player at a time)
	Boomerang Slide (wet or dry)	35' L x 19' W x 22' H	\$699.99	\$35 each additional hour. \$100 extra for up to 8 hours.		AFE delivery only	1 Outlet	Not to exceed 200 lb s. per player
	AirCRAFT Carrier Slide (wet or dry)	17' L x 44' W x 22' H	\$899.99	\$35 each additional hour. \$100 extra for up to 8 hours.		AFE delivery only	1 Outlet	Not to exceed 200 lb s. per player (1 player sliding at a time)
	Giant Scarecrow Slide	30' L x 18' W x 25' H	\$799.99	\$100 each additional hour. \$200 extra for up to 8 hours.		AFE delivery only	2 Outlets	Not to exceed 250 lbs. per player (1 player sliding at a time)
	3.2.1. Blast Off Slide	25' L x 22' W x 36' H	\$999.99	\$100 each additional hour. \$400 extra for up to 8 hours.		AFE delivery only	2 Outlets	Not to exceed 250 lbs. per player (1 player sliding at a time)
	Oasis Slide with Large Pool (wet or dry)	43L x 15W x 26H	\$999.99	\$35 each additional hour. \$100 extra for up to 8 hours.		AFE delivery only	1 Outlet	Not to exceed 250 lbs. per player (1 player sliding at a time)
	Dump Truck Slide	19' H x 13' W x 30' L	\$599.99	\$35 each additional hour. \$100 extra for up to 8 hours.		AFE delivery only	2 Outlets	200 lbs. per player, not to exceed 400 lbs. max.
	Paradise Slide (wet or dry)	39' L x 12.5' W x 20' H	\$499.99	\$35 each additional hour. \$100 extra for up to 8 hours.		AFE delivery only	1 Outlet	Not to exceed 200 lbs. max. (1 player at a time)
	Speed Slide (wet or dry)	36' L x 18' W x 24' H	\$699.99	\$35 each additional hour. \$100 extra for up to 8 hours.		AFE delivery only	1 Outlet	Not to exceed 250 lbs. per player (1 player at a time)
	Mega Slide (dry or wet)	58' L x 29' W x 40' H	\$1,399.99 (dry use), \$1,699.99 (wet use)	\$100 each additional hour. \$300 extra for up to 8 hours.		AFE delivery only	1-2 Outlets	Not to exceed 250 lbs. per player (1 player at a time)
	Mr. Turkey Bouncer	16'L x 16'W x 18'H	\$399.99	\$35 each additional hour. \$100 extra for up to 8 hours.		AFE delivery only	1 Outlet	200 lbs. per player, not to exceed a total of 800 lbs. max.

Picture	Name	Dimensions	Price for 3 hours	Additional time	Other	Delivery Options	Electricity	Weight Limit
	Bulldozer Bounce House	19' L x 14' W x 12.6' H	\$299.99	\$35 each additional hour. \$100 extra for up to 8 hours.		AFE delivery only	1 Outlet	200 lbs. per player, not to exceed 700 lbs. max.
	Dracula Bounce/Slide Combo	17' L x 13' W x 13' H	\$399.99	\$35 each additional hour. \$100 extra for up to 8 hours.		AFE delivery only	1 Outlet	185 lbs. per player, not to exceed 800 lbs. max.
	Block Bounce/Slide Combo (wet or dry)	25' L x 15' W x 15' H	\$399.99	\$35 each additional hour. \$100 extra for up to 8 hours.		AFE delivery only	1 Outlet	225 lbs. per player, not to exceed a total of 900 lbs. max.
	Western Bounce/Slide Combo (wet or dry)	25' L x 15' W x 12' H	\$329.99	\$35 each additional hour. \$100 extra for up to 8 hours.		AFE delivery only	1 Outlet	225 lbs. per player, not to exceed a total of 900 lbs. max.
	Princess Carriage Bounce/Slide Combo	35'L x 14' W x 16'H	\$399.99	\$35 each additional hour. \$100 extra for up to 8 hours.		AFE delivery only	1 Outlet	180 lbs. per player, not to exceed 900 lbs. max.
	Shark Escape Bounce/slide Combo (wet or dry)	26'L x 14'W x 16' H	\$329.99	\$35 each additional hour. \$100 extra for up to 8 hours.		AFE delivery only	1 Outlet	225 lbs. per player, not to exceed a total of 900 lbs. max.
	Mickey Mouse Bounce House/Slide Combo	24'L x 16'W x 15'H	\$349.99	\$35 each additional hour. \$100 extra for up to 8 hours.		AFE delivery only	1 Outlet	180 lbs. per player, not to exceed a total of 900 lbs. max.
	Justice League Bounce/Slide Combo (wet or dry)	24'L x 16'W x 15'H	\$349.99	\$35 each additional hour. \$100 extra for up to 8 hours.		AFE delivery or customer pickup	1 Outlet	175 lbs. per user, not to exceed 900 lbs. max.
	Avengers Bounce/Slide Combo (wet or dry)	24' x 16' x 14'6"	\$349.99	\$35 each additional hour. \$100 extra for up to 8 hours.		AFE delivery or customer pickup	1 Outlet	175 lbs. per player, not to exceed 700 lbs. max.













Picture	Name	Dimensions	Price for 3 hours	Additional time	Other	Delivery Options	Electricity	Weight Limit
	Frankenstein Bounce/Slide Combo	27' L x 15' W x 13' H	\$399.99	\$35 each additional hour. \$100 extra for up to 8 hours.		AFE delivery only	1 Outlet	200 lbs. per player, not to exceed 900 lbs. max.
	Frozen Bounce/Slide Combo (wet or dry)	24'L x 16'W x 15'H	\$349.99	\$35 each additional hour. \$100 extra for up to 8 hours.		AFE delivery or customer pickup	1 Outlet	175 lbs. per player, not to exceed 700 lbs. max.
	Spiderman Bounce/Slide Combo (wet or dry)	24'L x 16'W x 15'H	\$349.99	\$35 each additional hour. \$100 extra for up to 8 hours.		AFE delivery or customer pickup	1 Outlet	175 lbs. per user, not to exceed 900 lbs. max.
	Spooky Bounce/Slide Combo	23' L x 12' W x 17' H	\$399.99	\$35 each additional hour. \$100 extra for up to 8 hours.		AFE delivery only	1 Outlet	180 lbs. per player, not to exceed 800 lbs. max.
	Unicorn Bounce/Slide Combo (wet or dry)	18'x16.5' X 16.5'	\$329.99	\$35 each additional hour. \$100 extra for up to 8 hours.		AFE delivery only	1 Outlet	200 lbs. per player, not to exceed 900 lbs. max.
	Carnival Slide Bounce Combo (wet or dry)	32' L x 13' W x 15.8' H	\$399.99	\$35 each additional hour. \$100 extra for up to 8 hours.		AFE delivery only	2 Outlets	Max 225 lbs per user, 1,000 lbs total. 8-12 users
	DJ Dance Bounce	20' L x 16' W x 16' H	\$399.99	\$35 each additional hour. \$100 extra for up to 8 hours.		AFE delivery only	2 Outlets	Max 225 lbs per user, 1,000 lbs total. 8-12 users
	Zombie Bounce House	16' x 14' x 12'	\$229.99	\$35 each additional hour. \$100 extra for up to 8 hours.		AFE delivery or customer pickup	1 Outlet	Max 220 lbs per user, 700 lbs total. 6-12 users
	Zombie Bounce/Slide Combo (wet or dry)	27' L x 15' W x 13' H	\$350.99	\$35 each additional hour. \$100 extra for up to 8 hours.		AFE delivery only	1 Outlet	200 lbs. per player, not to exceed 900 lbs. max.
	Jack O'Jump Combo (wet or dry)	27' Lx16' W x16 H	\$499.99	\$35 each additional hour. \$100 extra for up to 8 hours.		AFE delivery only	1 Outlet	180 lbs. per player, not to exceed 800 lbs. max.
	Mr. Orange Pumpkin Bounce	20' diameter x 16.5' high	\$399.99	\$35 each additional hour. \$100 extra for up to 8 hours.		AFE delivery or customer pickup	1 Outlet	175 lbs. per player, not to exceed 700 lbs. max.













Picture	Name	Dimensions	Price for 3 hours	Additional time	Other	Delivery Options	Electricity	Weight Limit
	Mr. Jack O' Lantern Photo Prop	14' H x 10' W	\$499.99	\$125 each additional hour		AFE delivery only	1 Outlet	
	Big Santa Bouncer	16'L x 16W x 18H	\$399.99	\$35 each additional hour. \$100 extra for up to 8 hours.		AFE delivery only	1 Outlet	Max 200 lbs per user, 1,000 lbs total. 8-10 users
	Holiday Bounce/Slide Combo	27' L x 13' W x 17' H	\$499.99	\$100 each additional hour. \$300 extra for up to 8 hours.		AFE delivery only	1 Outlet	185 lbs. per player, not to exceed 800 lbs. max.
	Giant Gingerbread Man Two Lane Slide	35' L x 20' W x 27' H	\$1,299.99	\$100 each additional hour. \$300 extra for up to 8 hours.		AFE delivery only	1 Outlet	Max 225 lbs. per player, not to exceed 450 lbs. max.
	Candy Land Holiday Bounce/slide Combo	23'L x 20'W x 13'H	\$499.99	\$100 each additional hour. \$300 extra for up to 8 hours.		AFE delivery only	1 Outlet	185 lbs. per player, not to exceed 800 lbs. max.
	Alpine Tubing Double Lane Slide 24'	41' L x 18' W x 24' H	\$1,399.99	\$100 each additional hour. \$300 extra for up to 8 hours.		AFE delivery only	2 Outlets	250 lbs. per player, not to exceed 1,000 lbs. max.
	Snowman Bounce House	18' L x 15' W x 19' H	\$229.99	\$35 each additional hour. \$100 extra for up to 8 hours.		AFE delivery only	1 Outlet	200 lbs. per player, not to exceed a total of 800 lbs. max.
	Winter Wonderland Photo Prop	13.5' x 13.5' x 10H'	\$499.99	\$125 each additional hour.		AFE delivery only	1 Outlet	200 lbs. per player, not to exceed a total of 800 lbs. max.
	Deluxe Snow Globe Santa	19' L x 16' W x 12' H	\$899.99	\$125 each additional hour.		AFE delivery only	2 Outlets	250 lbs. per player, not to exceed 800 lbs. max.
	Deluxe Snow Globe Snow Flake	19' L x 16' W x 12' H	\$899.99	\$125 each additional hour.		AFE delivery only	2 Outlets	250 lbs. per player, not to exceed 800 lbs. max.
	Deluxe Snow Globe Snowman	19' L x 16' W x 12' H	\$899.99	\$125 each additional hour.		AFE delivery only	2 Outlets	250 lbs. per player, not to exceed 800 lbs. max.
	Standard Snow Globe	10' x 10' x 14.5'	\$599.99	\$125 each additional hour.		AFE delivery only	1 Outlet	200 lbs. per player, not to exceed 800 lbs. max.











Picture	Name	Dimensions	Price for 3 hours	Additional time	Other	Delivery Options	Electricity	Weight Limit
	Mechanical Rodeo Rudolph Reindeer	6' High x 18'1" Diameter	\$899 for 2 hrs	\$100 each additional hour.		AFE delivery only	2 Outlets	Not to exceed 250 lbs. (1 player at a time)
	Human Foosball	35' L x 20' W x 7' H	\$500.99	\$35 each additional hour. \$100 extra for up to 8 hours.		AFE delivery or customer pickup	1 Outlet	8 players
	Jumbo Police Dog Bounce House	14' H x 16' L x 25' W	\$299.99	\$35 each additional hour. \$100 extra for up to 8 hours.		AFE delivery only	1 Outlet	Max 150 lbs per user, 1,000 lbs total. 8-10 users
	Large Jurassic Park Combo	20' x 24' x 16'	\$499.99	\$35 each additional hour. \$100 extra for up to 8 hours.		AFE delivery only	1 Outlet	200 lbs. per player, not to exceed 900 lbs. max.
	Jurassic Park Obstacle Course (wet or dry)	50' L x 11' W x 15'5 H	\$899.99	\$50 each additional hour. \$200 extra for up to 8 hours.		AFE delivery only	2 Outlets	Not to exceed 175 lbs. per player
	Tropical Bounce/Slide Combo (wet or dry)	32' L x 13' W x 15.8' H	\$399.99	\$35 each additional hour. \$100 extra for up to 8 hours.		AFE delivery only	2 Outlets & water access optional	Max 200 lbs per user, 1,000 lbs total. 10-12 users
	Tropical Thunder Curved Obstacle Course (wet or dry)	40'L x 16'W x 16'H	\$999.99	\$100 each additional hour. \$300 extra for up to 8 hours.		AFE delivery only	2 Outlets	250 lbs. per player, not to exceed 1,000 lbs. max.
	Pirate Ship Bounce/Slide House	19.6' L x 10' W x 10' H	\$299.99	\$35 each additional hour. \$100 extra for up to 8 hours.		AFE Delivery Only	1 Outlet	Max 200 lbs per user, 900 lbs total. 8-10 users
	Mr. Pirate Hat Bounce	14' x 14' x 15'	\$229.99	\$35 each additional hour. \$100 extra for up to 8 hours.		AFE delivery or Customer pickup	1 Outlet	Max 200 lbs per user, 800 lbs total. 6-10 users
	Jumbo Castle Theme Bounce House	16' x 14' x 12'	\$229.99	\$35 each additional hour. \$100 extra for up to 8 hours.		AFE delivery or Customer pickup	1 Outlet	Max 220 lbs per user, 700 lbs total. 6-10 users
	Circus Spectacular Bounce House	14' x 14' x 15'	\$229.99	\$35 each additional hour. \$100 extra for up to 8 hours.		AFE delivery or Customer pickup	1 Outlet	Max 200 lbs per user, 800 lbs total. 6-10 users
	Princess Theme Bounce House	15'L x 14'W x 17'H	\$229.99	\$35 each additional hour. \$100 extra for up to 8 hours.		AFE delivery or Customer pickup	1 Outlet	Max 185 lbs per user, 1,000 lbs total. 8-10 users

Picture	Name	Dimensions	Price for 3 hours	Additional time	Other	Delivery Options	Electricity	Weight Limit
	Monster Truck Extreme Combo (wet or dry)	27'W x 16'L x 16'H	\$399.99	\$35 each additional hour. \$100 extra for up to 8 hours.		AFE delivery only	1 Outlet	180 lbs. per player, not to exceed 900 lbs. max.
	Mr. Space Save Bounce	10' L x 12' W x 8' H	\$229.99	\$35 each additional hour. \$100 extra for up to 8 hours.		AFE delivery or Customer pickup	1 Outlet	150 lbs. per user, not to exceed 800 lbs. max.
	Combo Space Saver Bounce	12' L x 12' W x 8' H	\$299.99	\$35 each additional hour. \$100 extra for up to 8 hours.		AFE delivery or Customer pickup	1 Outlet	150 lbs. per user, not to exceed 800 lbs. max.
	Stargaze Bounce House (wet or dry)	35' x 12.5' x 15'	\$399.99	\$35 each additional hour. \$100 extra for up to 8 hours.		AFE delivery only	1 Outlet	200 lbs. per player, not to exceed 900 lbs. max.
	Mr. Classic Combo	8' L x 6.5' W x 10' H	\$179.99	\$35 each additional hour. \$100 extra for up to 8 hours.		AFE delivery or Customer pickup	1 Outlet	
	Wack-a-Wall Challenge	8' L x 13' W x 7' H	\$229.99	\$35 each additional hour. \$100 extra for up to 8 hours.		AFE delivery or Customer pickup	1 Outlet	
	Inflatable Wack-a-Human Game	14' L x 14' W x 6' H	\$499.99	\$35 each additional hour. \$100 extra for up to 8 hours.		AFE delivery only	1 Outlet	225 lbs. per player, not to exceed 900 lbs. max.
	Inflatable Golf	6.5' H x 22' W x 22' L	\$399.99	\$35 each additional hour. \$100 extra for up to 8 hours.		AFE delivery only	2 Outlets	
	The Double Slide (wet or dry)	30' L x 14' W x 19' H	\$499.99	\$35 each additional hour. \$100 extra for up to 8 hours.		AFE delivery only	1 Outlet	Max 225 lbs per user, 1,000 lbs total. 4 users
	Double Whammy Slide	27' L x 17' W x 18' H	\$599.99	\$35 each additional hour. \$100 extra for up to 8 hours.		AFE delivery only	1 Outlet	250 lbs. per slider, not to exceed 500 lbs. max.
	Giant Inflatable Chair	90' tall x 53' wide	\$199.99	\$35 each additional hour. \$100 extra for up to 8 hours.		AFE delivery or Customer pickup	1 Outlet	Not to exceed 200 lbs. max.














Picture	Name	Dimensions	Price for 3 hours	Additional time	Other	Delivery Options	Electricity	Weight Limit
	Giant Inflatable Movie Screen	16.5' x 10' x 3'	\$195 per day/per night			AFE delivery or Customer pickup	1 Outlet	
	Meltdown Mechanical Ride	30' x 30' Octagon	\$900 for 2 hrs	\$1299 for up to 3 hours, \$200 for each additional hour		AFE delivery only	2 Outlets	Max 200 lbs per user. Up to 8 users
	Rock n Roll Tumbler	16' L x 8' W x 9' H	\$895 for 2 hrs	\$995 for up to 3 hours, \$200 for each additional hour		AFE delivery only	0	250 lbs per user, not to exceed a total of 900 lbs
	Bumper Cars	35' L x 35' W x 12' H	\$2499 for 2 hrs	\$2,799 for up to 3 hours, \$225 for each additional hour		AFE delivery only	1 Outlet	300 lbs. per car
	Carousel Ride	8' W x 11' L x 12' H	\$999 for 2 hrs	\$1099 for up to 3 hours, \$200 for each additional hour		AFE delivery only	2 Outlets	Maximum 60 lbs. per rider
	Mechanical Bull Ride Western Style	6' High x 18'1" Diameter	\$899 for 2 hrs	\$100 extra per hour		AFE delivery only	2 Outlets	Not to exceed 250 lbs. (1 player at a time)
	The Log Rolling Challenge	25' W x 25' D x 12' H	\$899 for 2 hrs	\$100 extra per hour		AFE delivery only	2 Outlets	Not to exceed 250 lbs. per rider (1-2 riders at a time)
	Mechanical Surf Ride	13'2" x 16'4" x 11'5"	\$899 for 2 hrs	\$100 extra per hour		AFE delivery only	2 Outlets	Not to exceed 225 lbs. max. (1 player at a time)
	Trackless Train Fire Truck	13' L x 5' W x 5' H	\$799 for 2 hrs	\$899 for up to 3 hours, \$125 each additional hour		AFE delivery only		8-10 passengers
	Trackless Train Ride		\$1499 for 2 hrs	\$1699 for up to 3 hours, \$225 each additional hour	wheelchair accessible	AFE delivery only		Approx. 16 people
	Iceless Ice Skating Rink	20' x 20' & 20' x 40' & 40' x 40' & 40' x 80' & 80' x 80' & custom sizes	\$2999-\$7999+ for 4 hrs	varies		AFE delivery only		
	Sock Slide Iceless Skating Rink	20' x 20' & 20' x 40' & 40' x 40' & 40' x 80' & 80' x 80' & custom sizes	\$2499-\$6499+ for 4 hrs	varies		AFE delivery only		














Picture	Name	Dimensions	Price for 3 hours	Additional time	Other	Delivery Options	Electricity	Weight Limit
	Portable Roller Rink	30' x 30' surface	\$2499 for 4 hrs	\$500 for each additional hr		AFE delivery only		
	3 Lane Inflatable Skee Ball	17' L x 21' W x 9' H	\$349.99	\$35 each additional hour. \$100 extra for up to 8 hours.		AFE delivery only	1 Outlet	
	Inflatable Skee Ball	9' H x 13' L x 6' W	\$229.99	\$35 each additional hour. \$100 extra for up to 8 hours.		AFE delivery or customer pickup	1 Outlet	
	Foot Darts / Soccer Darts	8' L x 18' W x 15' H	\$399.99	\$35 each additional hour. \$100 extra for up to 8 hours.		AFE delivery only	1 Outlet	
	Duck Hunt Challenge	11' x 7' x 11'H	\$299.99	\$35 each additional hour. \$100 extra for up to 8 hours.		AFE delivery or customer pickup	1 Outlet	
	4 Way Tricky Basketball Game	16'7" L x 16'7" W x 15' H	\$499.99	\$35 each additional hour. \$100 extra for up to 8 hours.		AFE delivery or customer pickup	1 Outlet	
	Inflatable Ring Toss	13'L x 10'W x 6'H	\$229.99	\$35 each additional hour. \$100 extra for up to 8 hours.		AFE delivery or customer pickup	1 Outlet	
	Squid Splat Game	8' W x 10' L x 8.7' H	\$229.99	\$35 each additional hour. \$100 extra for up to 8 hours.		AFE delivery or customer pickup	2 Outlets	
	Wipeout Inflatable Game	42' L x 14' W x 17' H	\$699.99	\$35 each additional hour. \$100 extra for up to 8 hours.		AFE delivery only	2 Outlets	Max 300 lbs per user. 2 users
	Inflatable Big Glove Boxing	14' x 14' x 6'	\$400.99	\$35 each additional hour. \$100 extra for up to 8 hours.		AFE delivery only	1 Outlet	
	Four Game Fun Zone	25.5'L x 5'W x 9.5'H	\$499.99	\$35 each additional hour. \$100 extra for up to 8 hours.		AFE delivery or Customer pickup	1 Outlet	
	Demolition Zone	10'W x 6'L'x 8'H	\$249.99			AFE delivery or Customer pickup	1 Outlet	












Picture	Name	Dimensions	Price for 3 hours	Additional time	Other	Delivery Options	Electricity	Weight Limit
	Triple Lane Bungee Run	33' L x 9.5' W x 8' H	\$425.99	\$35 each additional hour. \$100 extra for up to 8 hours.		AFE delivery only	1 Outlet	Max 250 lbs per user. 3 users
	Tug a War Basketball	36' L x 10' H x 9' W	\$399.99	\$35 each additional hour. \$100 extra for up to 8 hours.		AFE delivery only	1 Outlet	Max 225 lbs per user. 2 users
	Wrecking Ball	21' L x 18' W x 15' H	\$450.99	\$35 each additional hour. \$100 extra for up to 8 hours.		AFE delivery only	1 Outlet	Max 300 lbs per user. 4 users
	Giant Inflatable Cornhole	8' by 12'	\$229.99	\$35 each additional hour. \$100 extra for up to 8 hours.	Customized with a Company name and logo	AFE delivery or Customer pickup	1 Outlet	
	Field Goal Challenge	20' L x 20' W x 20' H	\$325.99	\$35 each additional hour. \$100 extra for up to 8 hours.		AFE delivery only	1 Outlet	
	Inflatable Double Basketball Hoop Game	12' L x 9' W x 8' H	\$249.99	\$35 each additional hour. \$100 extra for up to 8 hours.		AFE delivery or Customer pickup	1 Outlet	
	Inflatable Plinko	9' L x 9' W x 10' H	\$229.99	\$35 each additional hour. \$100 extra for up to 8 hours.		AFE delivery or Customer pickup	1 Outlet	
	Inflatable Baseball Game	9' W x 14' L x 10' H	\$179.99	\$35 each additional hour. \$100 extra for up to 8 hours.		AFE delivery or Customer pickup	1 Outlet	
	Inflatable Football Toss Game	9' W x 14' L x 10' H	\$249.99	\$35 each additional hour. \$100 extra for up to 8 hours.		AFE delivery or Customer pickup	1 Outlet	
	Inflatable Velcro Dart Game	6' x 7' x 3'	\$229.99	\$35 each additional hour. \$100 extra for up to 8 hours.		AFE delivery or Customer pickup	1 Outlet	
	Slam Dunk Basketball Game	10' L x 13' W x 15' H	\$299.99	\$35 each additional hour. \$100 extra for up to 8 hours.		AFE delivery or Customer pickup	1 Outlet	Max 250 lbs per user. 4-6 users
	Velcro Wall	23'L x 13'W x 15'H	\$375.99	\$35 each additional hour. \$100 extra for up to 8 hours.		AFE delivery only	1 Outlet	Max 225 lbs per user. 1 user at a time









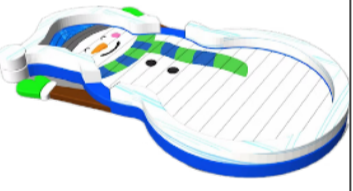



Picture	Name	Dimensions	Price for 3 hours	Additional time	Other	Delivery Options	Electricity	Weight Limit	
	Cash Vault	6' L x 6' W x 8' H	\$250.99	or \$350 for up to 8 hrs		AFE delivery or Customer pickup	1 Outlet	1 user	
	Inflatable Cash Cube	6' L x 6' W x 9' H	\$279.99	or \$379 for up to 8 hrs		AFE delivery or Customer pickup	2 Outlets	1 user	
	Giant Inflatable Twister	12' L x 12' W x 5' H	\$229.99	\$35 each additional hour. \$100 extra for up to 8 hours.		AFE delivery or Customer pickup	1 Outlet	Max 200 lbs per user, 900 lbs total 2-8 users	
	Zorb Ball Racing	20' W x 75' L x 13' H	\$750.99 for 2 hrs	\$100 for each additional hour		AFE delivery only	1 Outlet + 1 Outlet to blow up balls	Max 200 lbs per user, 2 users	
	Zorb Battle Game	40' W x 35' L x 5' H	\$899.99 for 2 hrs	\$100 for each additional hour		AFE delivery only	1 Outlet	Max 200 lbs per user, 3 users	
	Triple Basketball Hoop Game	12' L x 16.5' H x 12' W	\$349.99	\$35 each additional hour. \$100 extra for up to 8 hours.		AFE delivery or Customer pickup	1 Outlet		
	Criss Cross Basketball Game	10' x 10' x 11' H	\$299.99	\$35 each additional hour. \$100 extra for up to 8 hours.		AFE delivery or Customer pickup	1 Outlet		
	Kiddie Hero Headquarters Bounce Combo (wet or dry)	20' W x 18' L x 15' H	\$299.99	\$35 each additional hour. \$100 extra for up to 8 hours.		AFE delivery only	1 Outlet	185 lbs. per player, not to exceed 800 lbs. max	
	Axe Throwing Game	8' W x 10' L x 8.7' H	\$199.99	\$35 each additional hour. \$100 extra for up to 8 hours.		AFE delivery or Customer pickup	1 Outlet		
	Disco Drums	15' W x 15' L x 5' H	\$399.99	\$35 each additional hour. \$100 extra for up to 8 hours.		AFE delivery only	1 Outlet		

Picture	Name	Dimensions	Price for 3 hours	Additional time	Other	Delivery Options	Electricity	Weight Limit
	Inflatable Human Billiard	13.5' W x 22.5' L x 2' H	\$425.99	\$35 each additional hour. \$100 extra for up to 8 hours.		AFE delivery or Customer pickup	1 Outlet	
	Kiddie Caterpillar Crawl	7'W x 33'L x 10'H	\$299.99	\$35 each additional hour. \$100 extra for up to 8 hours.		AFE delivery only	2 Outlets	
	Kiddie Animal Playground	18' W x 18' L x 11' H	\$299.99	\$35 each additional hour. \$100 extra for up to 8 hours.		AFE delivery only	1 Outlet	
	Spidey & His Amazing Friends Playground Combo	23' W x 22' L x 16' H	\$499.99	\$35 each additional hour. \$100 extra for up to 8 hours.		AFE delivery only	1 Outlet	100 lbs. per player, not to exceed 600 lbs. max.
	Farm Yard Combo Bounce	26' W x 16' H x 12" L	\$499.99	\$35 each additional hour. \$100 extra for up to 8 hours.		AFE delivery only	1 Outlet	150 lbs. per player, not to exceed 600 lbs. max.
	Inflatable Maze	30'L x 30'W x 10'H	\$999.99	\$100 each additional hour. \$300 extra for up to 8 hours.		AFE delivery only	2 Outlets	
	Pink Palace Bounce Combo	26'W x 16'H x 12'L	\$499.99	\$35 each additional hour. \$100 extra for up to 8 hours.		AFE delivery only	1 Outlet	150 lbs. per player, not to exceed 600 lbs. max.
	Yellow Jacket Combo	15' x 25' x 15'	\$299.99	\$35 each additional hour. \$100 extra for up to 8 hours.		AFE delivery only	1 Outlet	Max 225 lbs per user, 1,000 lbs total. 8-12 users
	Christmas Tree Bounce House	15' L x 15"W x 15' H	\$699.99	\$200 each additional hour. \$400 extra for up to 8 hours.		AFE delivery only	1 Outlet	Max 185 lbs per user, 800 lbs total. 8-10 users
	Mr. Bot Slide Two Lanes 20'	30'L x 15'W x 20'H	\$599.99	\$35 each additional hour. \$100 extra for up to 8 hours.		AFE delivery only	2 Outlets	Max 250 lbs per user, 500 lbs total. 2 users
	The Electric Slide 18'	18'H x 11'W x 24'L	\$399.99	\$35 each additional hour. \$100 extra for up to 8 hours.		AFE delivery only	1 Outlet	Max 250 lbs per user, 500 lbs total. 2 users

Picture	Name	Dimensions	Price for 3 hours	Additional time	Other	Delivery Options	Electricity	Weight Limit
	Football Bounce/Slide Combo	18'H x 17.6'W x 31'L	\$399.99	\$35 each additional hour. \$100 extra for up to 8 hours.		AFE delivery only	1 Outlet	Max 200 lbs per user, 700 lbs total.
	Jumbo Wacky Dome Bounce	22'L x 22'W x 18'H	\$399.99	\$35 each additional hour. \$100 extra for up to 8 hours.		AFE delivery only	1 Outlet	Max 225 lbs per user, 900 lbs total.
	Inflatable Rainbow Arch		\$299 (1 day)	\$125 for each additional day. \$850 for 1 week rental.		AFE delivery or Customer pickup	1 Outlet	NA
	Tiger Bounce Combo (wet or dry)	15' L x 14' W x 10' H	\$299.99	\$35 each additional hour. \$100 extra for up to 8 hours.		AFE delivery or Customer pickup	1 Outlet	Max 125 lbs per user, 600 lbs total. 5-8 users
	Dalmation Bounce Combo	17' H x 16' W x 20' L	\$329.99	\$35 each additional hour. \$100 extra for up to 8 hours.		AFE delivery only	1 Outlet	Max 200 lbs per user, 700 lbs total. 6-8 users
	Mr. Ducky Bounce Combo (wet or dry)	25' L x 13' W x 12' H	\$299.99	\$35 each additional hour. \$100 extra for up to 8 hours.		AFE delivery only	1 Outlet	Max 225 lbs per user, 900 lbs total. 8-12 users.
	Mr. Grinch Bounce Combo	27' L x 13' W x 17' H	\$699.99	\$100 each additional hour. \$300 extra for up to 8 hrs.		AFE delivery only	1 Outlet	Max 185 lbs per user, 800 lbs total. 8-10 users.
	Gingerbread Man Obstacle Course	47' L x 11' W x 14' H	\$999.99	\$100 each additional hour. \$400 extra for up to 8 hrs.		AFE delivery only	1 Outlet	Max 250 lbs per user, 500 lbs total. 2 users.
	Snowball Toss Game	10' W x 14' L x 12' H	\$249.99	\$35 each additional hour. \$100 extra for up to 8 hours.		AFE delivery or Customer pickup	1 Outlet	NA
	Giant Halloween Obstacle Course (wet or dry)	45' L x 10' W x 15' H	\$999.99	\$100 each additional hour. \$300 extra for up to 8 hrs.		AFE delivery only	1 Outlet	Max 250 lbs per user, 500 lbs total. 2 users.
	Pixilated Bounce Combo (wet or dry)	25' L x 13' W x 12' H	\$399.99	\$35 each additional hour. \$100 extra for up to 8 hours.		AFE delivery only	1 Outlet	Max 225 lbs. per player, not to exceed a total of 900 lbs. max.
	Barnyard Race Ride	75' L x 25' W x 12' H	1499.99 for 2 hrs, 1599.99 for 3 hrs	\$200 each additional hour.		AFE delivery only	1 Outlet	Max 225 lbs per user. 3 users.
	Mobile Rock Wall - Face 2 Face	24' L x 8' W x 20' H	1499.99 for 2 hrs, 1599.99 for 3 hrs	\$200 each additional hour.		AFE delivery only	NA	Max 250 lbs per user. 2 users.

Picture	Name	Dimensions	Price for 3 hours	Additional time	Other	Delivery Options	Electricity	Weight Limit
	Virtual Reality Roller Coaster	3.9' W x 3.1' H x 5.6' L	\$1299.99	\$150 each additional hour.		AFE delivery only	2 Outlets	NA
	USA Bounce House/Dual Slide Combo (wet or dry)	26' L x 13' W x 14' H	\$399.99	\$35 each additional hour.		AFE delivery only	1 Outlet	Max 200 lbs. per player, not to exceed a total of 900 lbs. max.
	Sports Bounce House/Slide Combo (wet or dry)	12' L x 26.5' W x 14.5' H	\$299.99	\$35 each additional hour.		AFE delivery or Customer pickup	1 Outlet	Max 200 lbs. per player, not to exceed a total of 900 lbs. max.
	Inflatable Gaga Pit	23' Diameter X 3'H	\$215.99	\$35 each additional hour.		AFE delivery or Customer pickup	1 Outlet	NA
	Construction Zone Inflatable Obstacle Course	30' L x 10' W x 18' H	\$699.99	\$100 each additional hour.		AFE delivery only	1 Outlet	Max 200 lbs. per player, not to exceed 400 lbs. max.
	Slideasaurus Dinosaur Slide - 28'	37'L x 32'W x 28'H	\$1699.99	\$100 each additional hour.		AFE delivery only	2 Outlets	Not to exceed 300 lbs. per rider
	Fire Station Bounce Slide Combo (wet or dry)	28' L x 13' x 14'	\$399.99	\$35 each additional hour.		AFE delivery only	1 Outlet	Max 200 lbs. per player, not to exceed a total of 900 lbs. max.
	Big Foot Inflatable Advertisement	17' H x 14' W x 10' L	\$349 (1 day)	\$100 each additional day.		AFE delivery or Customer pickup	1 Outlet	NA
	6 Big Top Midway Game Combo	24.5' L x 18' W x 13.4' H	\$799.99	\$35 each additional hour.		AFE delivery only	1 Outlet	NA
	Sports Field House 6 Game Combo	24.5' L x 18' W x 13.4' H	\$799.99	\$35 each additional hour.		AFE delivery only	1 Outlet	NA
	Aloha Splash Pool (wet only)	10' L x 10'W x 9'H	\$299.99	\$35 each additional hour.		AFE delivery or Customer pickup	1 Outlet	Max 200 lbs. per player, not to exceed a total of 900 lbs. max.
	Fright Night Halloween Bounce/Slide Combo (wet or dry)	28' L x 13' W x 18' H	\$399.99	\$35 each additional hour.		AFE delivery only	1 Outlet	Max 200 lbs. per player, not to exceed a total of 900 lbs. max.
	Freedom Rush Three-Lane Slide (wet or dry)	46'L x 17'W x 28'H	\$1099.99	\$50 each additional hour.		AFE delivery only	2 Outlets	Not to exceed 200 lbs. per player

Picture	Name	Dimensions	Price for 3 hours	Additional time	Other	Delivery Options	Electricity	Weight Limit
	Soccer Ball Bounce House	15'W x 15'L x 13'H	\$299.99	\$35 each additional hour.		AFE delivery only	1 Outlet	Max 225 lbs. per player, not to exceed a total of 900 lbs. max.
	49' Sports Theme Obstacle Course with Slide	49'L x 10'W x 16'H	\$799.99	\$35 each additional hour.		AFE delivery only	1 Outlet	Max 200 lbs. per player, not to exceed a total of 400 lbs. max.
	Pyramid Obstacle Course Bounce Combo	46'L x 13'W x 15'H	\$799.99	\$35 each additional hour.		AFE delivery only	2 Outlets	Max 200 lbs. per player, not to exceed a total of 900 lbs. max.
	Soccer Goal Rush Two-Lane Challenge	15' L x 16' W x 12' H	\$249.99	\$35 each additional hour.		AFE delivery or Customer pickup	1 Outlet	NA
	Slapshot Inflatable Hockey Game.	9' L x 8' W x 8' H	\$249.99	\$35 each additional hour.		AFE delivery or Customer pickup	1 Outlet	NA
	Chip Shot Golf Game	20' L x 11' W x 11'	\$349.99	\$35 each additional hour.		AFE delivery only	1 Outlet	NA
	50' American Thunder Slide	135' L x 40' W x 50' H	\$2999.99	\$100 each additional hour.	When used wet, a \$300 fee will apply	AFE delivery only	3 Outlets	Not to exceed 250 lbs. per player
	Liberty Jump Arena	40'L - 25'W - 5'H	\$1499.99	\$200 each additional hour.		AFE delivery only	2 Outlets	Max 200 lbs. per player, not to exceed 1,200 lbs. max.
	4 Way Tricky Football Inflatable Game	16'7" L x 16'7" W x 15' H	\$499.99	\$35 each additional hour.		AFE delivery or Customer pickup	1 Outlet	NA
	Boom Box Bounce/Slide Combo	14' H x 30' W x 22' L	\$549.99	\$35 each additional hour.		AFE delivery only	1 Outlet	Max 200 lbs. per player, not to exceed a total of 1000 lbs. max.
	Level Up Gamer Bounce/Slide Combo (wet or dry)	25' L x 13' W x 12' H	\$399.99	\$35 each additional hour.		AFE delivery only	1 Outlet	Max 225 lbs. per player, not to exceed a total of 1000 lbs. max.
	3 in 1 Sports Game Unit	19' W X 8' L 9' H	\$399.99	\$35 each additional hour.		AFE delivery or Customer pickup	1 Outlet	NA
	Tall & Yellow Slide 18' (wet or dry)	30' L x 15' W x 20' H	\$349.99	\$35 each additional hour.		AFE delivery only	2 Outlets	Max 250 lbs. per slider, not to exceed 500 lbs. max.

Picture	Name	Dimensions	Price for 3 hours	Additional time	Other	Delivery Options	Electricity	Weight Limit
	Frisbee Toss Inflatable Game	20' L x 11' W x 11' H	\$299.99	\$35 each additional hour.		AFE delivery or Customer pickup	1 Outlet	NA
	Scarecrow Smash Inflatable Game	6' L x 8' W x 10' H	\$399.99	\$35 each additional hour.		AFE delivery or Customer pickup	1 Outlet	NA
	Candy Corn Toss Inflatable Game	13' L x 13' W x 12' H	\$399.99	\$35 each additional hour.		AFE delivery or Customer pickup	1 Outlet	NA
	Fall Harvest 3 Game Fun Zone Inflatable	25.5' L x 5' W x 9.5' H	\$599.99	\$35 each additional hour.		AFE delivery or Customer pickup	1 Outlet	NA
	Inflatable Bull Ring Toss Game	13' L x 22' W x 14' H	\$299.99	\$35 each additional hour.		AFE delivery or Customer pickup	1 Outlet	NA
	Winter 3 Game Fun Zone Inflatable	25.5' L x 5' W x 9.5' H	\$699.99	\$35 each additional hour.		AFE delivery or Customer pickup	1 Outlet	NA
	The Bunny Bounce/Slide Combo	15' L x 15' W x 18' H	\$399.00	\$35 each additional hour.		AFE delivery or Customer pickup	1 Outlet	Max 185 lbs. per slider, not to exceed 800 lbs. max.
	Easter Ring Toss Game	13' L x 10' W x 6' H	\$299.00	\$35 each additional hour.		AFE delivery or Customer pickup	1 Outlet	NA
	Mr. Snowman Jumper	46' L - 27' W - 4' H	\$1499.00	\$200 each additional hour.		AFE delivery only	2 Outlets	200 lbs. per player, not to exceed 1,200 lbs. max.
	Cheerleader Bounce Combo	25' L x 13' W x 14' H	\$399.00	\$35 each additional hour.		AFE delivery only	1 Outlet	225 lbs. per player, not to exceed 900 lbs. max.
	Giant Airplane Slide 22'	17' L x 44' W x 22' H	\$599.00	\$35 each additional hour.		AFE delivery only	1 Outlet	Not to exceed 200 lbs. per player (1 player sliding at a time)
	Inflatable Sports Fun Zone	20' W X 13' L 12' H	\$299.00	\$35 each additional hour.		AFE delivery or Customer pickup	1 Outlet	NA
<p><b>Prices, sizes, images and descriptions are subjected to error. Doesn't include any applicable delivery fees, distance fees, same day delivery/pickup, time sensitive or holiday rates. Use as a basic guideline.</b></p>								