











Price List - Inflatables (Subject to changes, general guideline, best to refer to our website www.ColumbusParties.com)













Picture	Name	Dimensions	Price for 3 hours	Additional time	Other	Delivery Options	Electricity	Weight Limit	
	Inflatable Slip N Slide with a Splash Pool	30' x 6' x 9'	\$225	\$35 each additional hour. \$100 extra for up to 8 hours.		AFE delivery only	1 Outlet & water access	Max 250 lbs per user	
	Triple Lane Slip N Slide	30' x 12' x 13'	\$499	\$35 each additional hour. \$100 extra for up to 8 hours.		AFE delivery only	1 Outlet & water access	Max 250 lbs per user	
	Double lane slip n side	40' L x 11' W x 7' H	\$399	\$35 each additional hour. \$100 extra for up to 8 hours.		AFE delivery only	1 Outlet & water access	200 lbs. per player (per lane); not to exceed a limit of 400 lbs. max.	
	The Plunge	34' x 11' x 10'	\$350	\$35 each additional hour. \$100 extra for up to 8 hours.		AFE delivery only	1 Outlet & water access	Max 200 lbs per user, 700 lbs total. 4-6 users	
	Speed Pitch	8'L x 9'W x 12'H	\$299	\$35 each additional hour. \$100 extra for up to 8 hours.		AFE delivery only or Customer pickup			
	Giant Trike Racing		\$599 (\$399 without track)	\$35 each additional hour. \$100 extra for up to 8 hours.		AFE delivery only			
	DIY Foam Party		\$229.99 per rental includes 1 bag of Foam powder	\$29.99 for each additional bag of Foam powder		Customer pickup only	1 Outlet & water access		
	Standard Foam party with Pit	15' x 15' x 8' H	\$599 for 2 hrs	\$150 each additional hour.		AFE delivery only	1 Outlet & water access		
	Ultimate Dance Foam Party	33' L x 17' W x 9' H	\$999 for 2 hrs	\$200 each additional hour.		AFE delivery only	3 Outlet & water access		
	Misting Sea-Horse Bounce (wet or dry)	18' W x 15' L x 12.5' H	\$250	\$35 each additional hour. \$100 extra for up to 8 hours.		AFE delivery only	1 Outlet & water access	Max 175 lbs per user, 1,000 lbs total. 10 users	
	4 Element Obstacle Course (20 foot)	20' x 12' x 10'	\$350	\$35 each additional hour. \$100 extra for up to 8 hours.		AFE delivery only	1 Outlet	Max 200 lbs per user, 1,000 lbs total. 2-6 users	
	6 Element Obstacle Course (24 foot)	24' L x 11' W x 11' H	\$499	\$35 each additional hour. \$100 extra for up to 8 hours.		AFE delivery only	1 Outlet	180 lbs. per player, not to exceed 360 lbs. max.	

Picture	Name	Dimensions	Price for 3 hours	Additional time	Other	Delivery Options	Electricity	Weight Limit
	7 Elements Obstacle Course (30 foot)	30' x 11' x 11'	\$499	\$35 each additional hour. \$100 extra for up to 8 hours.		AFE delivery only	1 Outlet	Max 200 lbs per user, 800 lbs total. 2-4 users
	8 Element Obstacle Course	40' x 11' x 18'	\$699	\$35 each additional hour. \$100 extra for up to 8 hours.		AFE delivery only	1 Outlet	Max 200 lbs per user, 800 lbs total. 2-4 users
	10 Element Obstacle Course (4 & 6 put together)		\$699	\$50 each additional hour. \$100 extra for up to 8 hours.		AFE delivery only	2 Outlets	Max 200 lbs per user, 1,000 lbs total. 2-6 users
	15 Element Obstacle Course (7 & 8 put together)	70' x 11' x 18'	\$999	\$50 each additional hour. \$200 extra for up to 8 hours.		AFE delivery only	2 Outlets	Max 200 lbs per user, 800 lbs total. 2-4 users
	Super Ninja Warrior Obstacle Course	14' H x 13' L x 62' W	\$1599	\$100 each additional hour. \$300 extra for up to 8 hours.		AFE delivery only	3 Outlets	250 lbs. per player
	Rocky Mountain Climb Slide Combo	31' H x 32' L x 32' W	\$1599	\$100 each additional hour. \$300 extra for up to 8 hours.		AFE delivery only	2 Outlets	250 lbs. per player
	Deluxe Rocky Mountain with Obstacles	31' H x 39' L x 39' W	\$2399	\$150 each additional hour. \$350 extra for up to 8 hours.		AFE delivery only	4 Outlets	250 lbs. per player
	Rainforest Obstacle Course (wet or dry)	47' L x 11' W x 14' H	\$899	\$35 each additional hour. \$100 extra for up to 8 hours.		AFE delivery only	1 Outlet	250 lbs. per player, not to exceed 500 lbs. max.
	Malibu Beach Derby Wheelchair Accessible Obstacle Course	approx. 40' x 24' x 12'	\$899	\$35 each additional hour. \$100 extra for up to 8 hours.		AFE delivery only	1 Outlet	
	Race Track Wheelchair Accessible Obstacle Course	approx. 40' x 24' x 12'	\$899	\$35 each additional hour. \$100 extra for up to 8 hours.		AFE delivery only	1 Outlet	
	Bootcamp Obstacle Race with 2 slides	36' H x 30' L x 20' W	\$799	\$35 each additional hour. \$100 extra for up to 8 hours.		AFE delivery only	2 Outlets	Max 275 lbs per user, 500 lbs total. 2 users
	Biohazard Blast Obstacle (wet or dry)	47' L x 11' W x 14' H	\$799	\$35 each additional hour. \$100 extra for up to 8 hours.		AFE delivery only	1 Outlet	250 lbs. per player, not to exceed 500 lbs. max.

Picture	Name	Dimensions	Price for 3 hours	Additional time	Other	Delivery Options	Electricity	Weight Limit	
	Star Wars Obstacle Course (wet or dry)	50' L x 11' W x 15'5 H	\$899	\$50 each additional hour. \$200 extra for up to 8 hours.		AFE delivery only	2 Outlets	Not to exceed 175 lbs. per player	
	Uncle Sam's Slide (wet or dry)	20' L x 12' W x 21' H	\$649	\$35 each additional hour. \$100 extra for up to 8 hours.		AFE delivery only	1 Outlet	Not to exceed 200 lb s. per player (1 player at a time)	
	Boomerang Slide (wet or dry)	35' L x 19' W x 22' H	\$699	\$35 each additional hour. \$100 extra for up to 8 hours.		AFE delivery only	1 Outlet	Not to exceed 200 lb s. per player	
	AirCRAFT Carrier Slide (wet or dry)	17' L x 44' W x 22' H	\$899	\$35 each additional hour. \$100 extra for up to 8 hours.		AFE delivery only	1 Outlet	Not to exceed 200 lb s. per player (1 player sliding at a time)	
	Giant Scarecrow Slide	30' L x 18' W x 25' H	\$799	\$100 each additional hour. \$200 extra for up to 8 hours.		AFE delivery only	2 Outlets	Not to exceed 250 lbs. per player (1 player sliding at a time)	
	3.2.1. Blast Off Slide	25' L x 22' W x 36' H	\$999	\$100 each additional hour. \$400 extra for up to 8 hours.		AFE delivery only	2 Outlets	Not to exceed 250 lbs. per player (1 player sliding at a time)	
	Oasis Slide with Large Pool (wet or dry)	43L x 15W x 26H	\$799	\$35 each additional hour. \$100 extra for up to 8 hours.		AFE delivery only	1 Outlet	Not to exceed 250 lbs. per player (1 player sliding at a time)	
	Bumble Bee Slide (wet or dry)	22'L x 10'W x 16'H	\$399	\$35 each additional hour. \$100 extra for up to 8 hours.		AFE delivery only	1 Outlet	Not to exceed 200 lb s. per player (1 player at a time)	
	Blue Wave Slide (wet or dry)	25'L x 10'W x 18'H	\$449	\$35 each additional hour. \$100 extra for up to 8 hours.		AFE delivery only	1 Outlet	Not to exceed 200 lb s. per player (1 player at a time)	
	Kiddie Hawaiian Slide (wet or dry)	21' L X 10' W X 13' H	\$289	\$35 each additional hour. \$100 extra for up to 8 hours.		AFE delivery or customer pickup	1 Outlet	Not to exceed 120 lb s. max. (1 player at a time)	
	Corkscrew Water Slide (wet or dry)	24' W x 28' L x 23' H	\$899	\$35 each additional hour. \$100 extra for up to 8 hours.		AFE delivery only	2 Outlets	200 lbs. per player, not to exceed 400 lbs. max.	
	Dump Truck Slide	19' H x 13' W x 30' L	\$599	\$35 each additional hour. \$100 extra for up to 8 hours.		AFE delivery only	2 Outlets	200 lbs. per player, not to exceed 400 lbs. max.	




Picture	Name	Dimensions	Price for 3 hours	Additional time	Other	Delivery Options	Electricity	Weight Limit
	Paradise Slide (wet or dry)	39' L x 12.5' W x 20' H	\$499	\$35 each additional hour. \$100 extra for up to 8 hours.		AFE delivery only	1 Outlet	Not to exceed 200 lbs. max. (1 player at a time)
	Stunt Jump Inflatable Game	39' x 24' x 30'	\$1599 for 2 hrs	\$125 for each additional hour		AFE delivery only	3 Outlets	225 lbs. per player, not to exceed 450 lbs. max.
	Speed Slide (wet or dry)	36' L x 18' W x 24' H	\$599	\$35 each additional hour. \$100 extra for up to 8 hours.		AFE delivery only	1 Outlet	Not to exceed 250 lbs. per player (1 player at a time)
	Mega Slide (dry or wet)	58' L x 29' W x 40' H	\$1299 (dry use), \$1599 (wet use)	\$100 each additional hour. \$300 extra for up to 8 hours.		AFE delivery only	1-2 Outlets	Not to exceed 250 lbs. per player (1 player at a time)
	Mr. Turkey Bouncer	16'L x 16'W x 18'H	\$399	\$35 each additional hour. \$100 extra for up to 8 hours.		AFE delivery only	1 Outlet	200 lbs. per player, not to exceed a total of 800 lbs. max.
	Bulldozer Bounce House	19' L x 14' W x 12.6' H	\$299	\$35 each additional hour. \$100 extra for up to 8 hours.		AFE delivery only	1 Outlet	200 lbs. per player, not to exceed 700 lbs. max.
	Dracula Bounce/Slide Combo	17' L x 13' W x 13' H	\$399	\$35 each additional hour. \$100 extra for up to 8 hours.		AFE delivery only	1 Outlet	185 lbs. per player, not to exceed 800 lbs. max.
	Block Bounce/Slide Combo (wet or dry)	25' L x 15' W x 15' H	\$399	\$35 each additional hour. \$100 extra for up to 8 hours.		AFE delivery only	1 Outlet	225 lbs. per player, not to exceed a total of 900 lbs. max.
	Western Bounce/Slide Combo (wet or dry)	25' L x 15' W x 12' H	\$399	\$35 each additional hour. \$100 extra for up to 8 hours.		AFE delivery only	1 Outlet	225 lbs. per player, not to exceed a total of 900 lbs. max.
	Princess Carriage Bounce/Slide Combo	35'L x 14' W x 16'H	\$399	\$35 each additional hour. \$100 extra for up to 8 hours.		AFE delivery only	1 Outlet	180 lbs. per player, not to exceed 900 lbs. max.

Picture	Name	Dimensions	Price for 3 hours	Additional time	Other	Delivery Options	Electricity	Weight Limit	
	Shark Escape Bounce/slide Combo (wet or dry)	26'L x 14'W x 16' H	\$399	\$35 each additional hour. \$100 extra for up to 8 hours.		AFE delivery only	1 Outlet	225 lbs. per player, not to exceed a total of 900 lbs. max.	
	Justice League Bounce/Slide Combo (wet or dry)	24'L x 16'W x 15'H	\$325	\$35 each additional hour. \$100 extra for up to 8 hours.		AFE delivery or customer pickup	1 Outlet	175 lbs. per user, not to exceed 900 lbs. max.	
	Avengers Bounce/Slide Combo (wet or dry)	24' x 16' x 14'6"	\$325	\$35 each additional hour. \$100 extra for up to 8 hours.		AFE delivery or customer pickup	1 Outlet	175 lbs. per player, not to exceed 700 lbs. max.	
	Frankenstein Bounce/Slide Combo	27' L x 15' W x 13' H	\$399	\$35 each additional hour. \$100 extra for up to 8 hours.		AFE delivery only	1 Outlet	200 lbs. per player, not to exceed 900 lbs. max.	
	Frozen Bounce/Slide Combo (wet or dry)	24'L x 16'W x 15'H	\$325	\$35 each additional hour. \$100 extra for up to 8 hours.		AFE delivery or customer pickup	1 Outlet	175 lbs. per player, not to exceed 700 lbs. max.	
	Spiderman Bounce/Slide Combo (wet or dry)	24'L x 16'W x 15'H	\$349	\$35 each additional hour. \$100 extra for up to 8 hours.		AFE delivery or customer pickup	1 Outlet	175 lbs. per user, not to exceed 900 lbs. max.	
	Spooky Bounce/Slide Combo	23' L x 12' W x 17' H	\$399	\$35 each additional hour. \$100 extra for up to 8 hours.		AFE delivery only	1 Outlet	180 lbs. per player, not to exceed 800 lbs. max.	
	Unicorn Bounce/Slide Combo (wet or dry)	18'x16.5' X 16.5'	\$399	\$35 each additional hour. \$100 extra for up to 8 hours.		AFE delivery only	1 Outlet	200 lbs. per player, not to exceed 900 lbs. max.	
	Fire Truck Bounce Combo (wet or dry)	25' L x 10' W x 10' H	\$325	\$35 each additional hour. \$100 extra for up to 8 hours.		AFE delivery only	1 Outlet	180 lbs. per player, not to exceed 800 lbs. max.	
	Carnival Slide Bounce Combo (wet or dry)	32' L x 13' W x 15.8' H	\$399	\$35 each additional hour. \$100 extra for up to 8 hours.		AFE delivery only	2 Outlets	Max 225 lbs per user, 1,000 lbs total. 8-12 users	





Picture	Name	Dimensions	Price for 3 hours	Additional time	Other	Delivery Options	Electricity	Weight Limit
	DJ Dance Bounce	20' L x 16' W x 16' H	\$399	\$35 each additional hour. \$100 extra for up to 8 hours.		AFE delivery only	2 Outlets	Max 225 lbs per user, 1,000 lbs total. 8-12 users
	Zombie Bounce House	16' x 14' x 12'	\$225	\$35 each additional hour. \$100 extra for up to 8 hours.		AFE delivery or customer pickup	1 Outlet	Max 220 lbs per user, 700 lbs total. 6-12 users
	Zombie Bounce/Slide Combo (wet or dry)	27' L x 15' W x 13' H	\$350	\$35 each additional hour. \$100 extra for up to 8 hours.		AFE delivery only	1 Outlet	200 lbs. per player, not to exceed 900 lbs. max.
	Jack O'Jump Combo (wet or dry)	27' L x 16' W x 16' H	\$499	\$35 each additional hour. \$100 extra for up to 8 hours.		AFE delivery only	1 Outlet	180 lbs. per player, not to exceed 800 lbs. max.
	Mr. Orange Pumpkin Bounce	20' diameter x 16.5' high	\$399	\$35 each additional hour. \$100 extra for up to 8 hours.		AFE delivery or customer pickup	1 Outlet	175 lbs. per player, not to exceed 700 lbs. max.
	Mr. Jack O' Lantern Photo Prop	14' H x 10' W	\$499	\$125 each additional hour		AFE delivery only	1 Outlet	
	Big Santa Bouncer	16'L x 16W x 18H	\$399	\$35 each additional hour. \$100 extra for up to 8 hours.		AFE delivery only	1 Outlet	Max 200 lbs per user, 1,000 lbs total. 8-10 users
	Holiday Bounce/Slide Combo	27' L x 13' W x 17' H	\$499	\$100 each additional hour. \$300 extra for up to 8 hours.		AFE delivery only	1 Outlet	185 lbs. per player, not to exceed 800 lbs. max.
	Giant Gingerbread Man Two Lane Slide	35' L x 20' W x 27' H	\$1299	\$100 each additional hour. \$300 extra for up to 8 hours.		AFE delivery only	1 Outlet	Max 225 lbs. per player, not to exceed 450 lbs. max.
	Candy Land Holiday Bounce/slide Combo	23'L x 20'W x 13'H	\$499	\$100 each additional hour. \$300 extra for up to 8 hours.		AFE delivery only	1 Outlet	185 lbs. per player, not to exceed 800 lbs. max.
	Alpine Tubing Double Lane Slide 24'	41' L x 18' W x 24' H	\$1399	\$100 each additional hour. \$300 extra for up to 8 hours.		AFE delivery only	2 Outlets	250 lbs. per player, not to exceed 1,000 lbs. max.
	Snowman Bounce House	18' L x 15' W x 19' H	\$229	\$35 each additional hour. \$100 extra for up to 8 hours.		AFE delivery only	1 Outlet	200 lbs. per player, not to exceed a total of 800 lbs. max.













Picture	Name	Dimensions	Price for 3 hours	Additional time	Other	Delivery Options	Electricity	Weight Limit	
	Winter Wonderland Photo Prop	13.5' x 13.5' x 10'H	\$499	\$125 each additional hour.		AFE delivery only	1 Outlet	200 lbs. per player, not to exceed a total of 800 lbs. max.	
	Deluxe Snow Globe Santa	19' L x 16' W x 12' H	\$899	\$125 each additional hour.		AFE delivery only	2 Outlets	250 lbs. per player, not to exceed 800 lbs. max.	
	Deluxe Snow Globe Snow Flake	19' L x 16' W x 12' H	\$899	\$125 each additional hour.		AFE delivery only	2 Outlets	250 lbs. per player, not to exceed 800 lbs. max.	
	Deluxe Snow Globe Snowman	19' L x 16' W x 12' H	\$899	\$125 each additional hour.		AFE delivery only	2 Outlets	250 lbs. per player, not to exceed 800 lbs. max.	
	Standard Snow Globe	10' x 10' x 14.5'	\$599	\$125 each additional hour.		AFE delivery only	1 Outlet	200 lbs. per player, not to exceed 800 lbs. max.	
	Mechanical Rodeo Rudolph Reindeer	6' High x 18'1" Diameter	\$899 for 2 hrs	\$100 each additional hour.		AFE delivery only	2 Outlets	Not to exceed 250 lbs. (1 player at a time)	
	Human Foosball	35' L x 20' W x 7' H	\$500	\$35 each additional hour. \$100 extra for up to 8 hours.		AFE delivery or customer pickup	1 Outlet	8 players	
	Jumbo Police Dog Bounce House	14' H x 16' L x 25' W	\$299	\$35 each additional hour. \$100 extra for up to 8 hours.		AFE delivery only	1 Outlet	Max 150 lbs per user, 1,000 lbs total. 8-10 users	
	Large Jurassic Park Combo	20' x 24' x 16'	\$499	\$35 each additional hour. \$100 extra for up to 8 hours.		AFE delivery only	1 Outlet	200 lbs. per player, not to exceed 900 lbs. max.	
	Jurassic Park Obstacle Course (wet or dry)	50' L x 11' W x 15'5 H		\$50 each additional hour. \$200 extra for up to 8 hours.		AFE delivery only	2 Outlets	Not to exceed 175 lbs. per player	
	Tropical Bounce/Slide Combo (wet or dry)	32' L x 13' W x 15.8' H	\$375	\$35 each additional hour. \$100 extra for up to 8 hours.		AFE delivery only	2 Outlets & water access optional	Max 200 lbs per user, 1,000 lbs total. 10-12 users	
	Tropical Thunder Curved Obstacle Course (wet or dry)	40' L x 16' W x 16' H	\$999	\$100 each additional hour. \$300 extra for up to 8 hours.		AFE delivery only	2 Outlets	250 lbs. per player, not to exceed 1,000 lbs. max.	










Picture	Name	Dimensions	Price for 3 hours	Additional time	Other	Delivery Options	Electricity	Weight Limit
	Sea Creature Bounce/slide Combo (wet or dry)	22' x 15' x 16'	\$299	\$35 each additional hour. \$100 extra for up to 8 hours.		AFE delivery or Customer pickup	1 Outlet & water access optional	Max 200 lbs per user, 1,000 lbs total. 10-12 users
	Pirate Ship Bounce/Slide House	19.6' L x 10' W x 10' H	\$299	\$35 each additional hour. \$100 extra for up to 8 hours.		AFE Delivery Only	1 Outlet	Max 200 lbs per user, 900 lbs total. 8-10 users
	Mr. Pirate Hat Bounce	14' x 14' x 15'	\$225	\$35 each additional hour. \$100 extra for up to 8 hours.		AFE delivery or Customer pickup	1 Outlet	Max 200 lbs per user, 800 lbs total. 6-10 users
	Jumbo Castle Theme Bounce House	16' x 14' x 12'	\$225	\$35 each additional hour. \$100 extra for up to 8 hours.		AFE delivery or Customer pickup	1 Outlet	Max 220 lbs per user, 700 lbs total. 6-10 users
	Rocket Ship Bounce House	14' x 14' x 15'	\$225	\$35 each additional hour. \$100 extra for up to 8 hours.		AFE delivery or Customer pickup	1 Outlet	Max 200 lbs per user, 800 lbs total. 6-10 users
	Circus Spectacular Bounce House	14' x 14' x 15'	\$225	\$35 each additional hour. \$100 extra for up to 8 hours.		AFE delivery or Customer pickup	1 Outlet	Max 200 lbs per user, 800 lbs total. 6-10 users
	Sports Arena Theme Bounce	14' x 14' x 15'	\$225	\$35 each additional hour. \$100 extra for up to 8 hours.		AFE delivery only	1 Outlet	Max 200 lbs per user, 900 lbs total. 6-10 users
	Princess Theme Bounce House	13' x 13' x 12'	\$225	\$35 each additional hour. \$100 extra for up to 8 hours.		AFE delivery or Customer pickup	1 Outlet	Max 185 lbs per user, 1,000 lbs total. 8-10 users
	Monster Truck Extreme Combo (wet or dry)	27'W x 16'L x 16'H	\$399	\$35 each additional hour. \$100 extra for up to 8 hours.		AFE delivery only	1 Outlet	180 lbs. per player, not to exceed 900 lbs. max.
	Mr. Space Save Bounce	10' L x 12' W x 8' H	\$199	\$35 each additional hour. \$100 extra for up to 8 hours.		AFE delivery or Customer pickup	1 Outlet	150 lbs. per user, not to exceed 800 lbs. max.
	Combo Space Saver Bounce	12' L x 12' W x 8' H	\$279	\$35 each additional hour. \$100 extra for up to 8 hours.		AFE delivery or Customer pickup	1 Outlet	150 lbs. per user, not to exceed 800 lbs. max.







Picture	Name	Dimensions	Price for 3 hours	Additional time	Other	Delivery Options	Electricity	Weight Limit	
	Stargaze Bounce House (wet or dry)	35' x 12.5' x 15'	\$399	\$35 each additional hour. \$100 extra for up to 8 hours.		AFE delivery only	1 Outlet	200 lbs. per player, not to exceed 900 lbs. max.	
	Mr. Classic Combo	8' L x 6.5' W x 10' H	\$179	\$35 each additional hour. \$100 extra for up to 8 hours.		AFE delivery or Customer pickup	1 Outlet		
	Wack-a-Wall Challenge	8' L x 13' W x 7' H	\$229	\$35 each additional hour. \$100 extra for up to 8 hours.		AFE delivery or Customer pickup	1 Outlet		
	Inflatable Wack-a-Human Game	14' L x 14' W x 6' H	\$499	\$35 each additional hour. \$100 extra for up to 8 hours.		AFE delivery only	1 Outlet	225 lbs. per player, not to exceed 900 lbs. max.	
	Inflatable Golf	6.5' H x 22' W x 22' L	\$399	\$35 each additional hour. \$100 extra for up to 8 hours.		AFE delivery only	2 Outlets		
	Kiddie Inflatable Slide	8' W x 15' L x 7' H	\$199	\$35 each additional hour. \$100 extra for up to 8 hours.		AFE delivery or Customer pickup	1 Outlet	Max 100 lbs per user.	
	The Double Slide (wet or dry)	30' L x 14' W x 19' H	\$499	\$35 each additional hour. \$100 extra for up to 8 hours.		AFE delivery only	1 Outlet	Max 225 lbs per user, 1,000 lbs total. 4 users	
	Double Whammy Slide	27' L x 17' W x 18' H	\$599	\$35 each additional hour. \$100 extra for up to 8 hours.		AFE delivery only	1 Outlet	250 lbs. per slider, not to exceed 500 lbs. max.	
	Giant Inflatable Chair	90' tall x 53' wide	\$199	\$35 each additional hour. \$100 extra for up to 8 hours.		AFE delivery or Customer pickup	1 Outlet	Not to exceed 200 lbs. max.	
	Giant Inflatable Movie Screen	16.5' x 10' x 3'	\$195 per day/per night			AFE delivery or Customer pickup	1 Outlet		
	Meltdown Mechanical Ride	30' x 30' Octagon	\$1199 for 2 hrs	\$1299 for up to 3 hours, \$200 for each additional hour		AFE delivery only	2 Outlets	Max 200 lbs per user. Up to 8 users	
	Rock n Roll Tumbler	16' L x 8' W x 9' H	\$895 for 2 hrs	\$995 for up to 3 hours, \$200 for each additional hour		AFE delivery only	0	250 lbs per user, not to exceed a total of 900 lbs	

Picture	Name	Dimensions	Price for 3 hours	Additional time	Other	Delivery Options	Electricity	Weight Limit	
	Bumper Cars	35' L x 35' W x 12' H	\$2695 for 2 hrs	\$2,895 for up to 3 hours, \$300 for each additional hour		AFE delivery only	1 Outlet	300 lbs. per car	
	Carousel Ride	8' W x 11' L x 12' H	\$895 for 2 hrs	\$995 for up to 3 hours, \$200 for each additional hour		AFE delivery only	2 Outlets	Maximum 60 lbs. per rider	
	Mechanical Bull Ride Western Style	6' High x 18"1" Diameter	\$899 for 2 hrs	\$100 extra per hour		AFE delivery only	2 Outlets	Not to exceed 250 lbs. (1 player at a time)	
	The Log Rolling Challenge	25' W x 25' D x 12' H	\$899 for 2 hrs	\$100 extra per hour		AFE delivery only	2 Outlets	Not to exceed 250 lbs. per rider (1-2 riders at a time)	
	Mechanical Surf Ride	13'2" x 16'4"x 11'5"	\$899 for 2 hrs	\$100 extra per hour		AFE delivery only	2 Outlets	Not to exceed 225 lbs. max. (1 player at a time)	
	Trackless Train Fire Truck	13' L x 5' W x 5' H	\$799 for 2 hrs	\$899 for up to 3 hours, \$125 each additional hour		AFE delivery only		8-10 passengers	
	Trackless Train Ride		\$1499 for 2 hrs	\$1699 for up to 3 hours, \$225 each additional hour	wheelchair accessible	AFE delivery only		Approx. 16 people	
	Iceless Ice Skating Rink	20' x 20' & 20' x 40' & 40' x 40' & custom sizes	\$2999-\$7999+ for 4 hrs	varies		AFE delivery only			
	Portable Roller Rink	30' x 30' surface	\$2499 for 4 hrs	\$500 for each additional hr		AFE delivery only			
	3 Lane Inflatable Skee Ball	17' L x 21' W x 9' H	\$349	\$35 each additional hour. \$100 extra for up to 8 hours.		AFE delivery only	1 Outlet		
	Inflatable Skee Ball	9' H x 13' L x 6' W	\$229	\$35 each additional hour. \$100 extra for up to 8 hours.		AFE delivery or customer pickup	1 Outlet		
	Foot Darts / Soccer Darts	8' L x 18' W x 15' H	\$399	\$35 each additional hour. \$100 extra for up to 8 hours.		AFE delivery only	1 Outlet		

Picture	Name	Dimensions	Price for 3 hours	Additional time	Other	Delivery Options	Electricity	Weight Limit
	Duck Hunt Challenge	11' x 7' x 11'H	\$299	\$35 each additional hour. \$100 extra for up to 8 hours.		AFE delivery or customer pickup	1 Outlet	
	4 Way Tricky Basketball Game	16'7" L x 16'7" W x 15' H	\$499	\$35 each additional hour. \$100 extra for up to 8 hours.		AFE delivery or customer pickup	1 Outlet	
	Inflatable Ring Toss	13'L x 10'W x 6'H	\$229	\$35 each additional hour. \$100 extra for up to 8 hours.		AFE delivery or customer pickup	1 Outlet	
	Squid Splat Game	8' W x 10' L x 8.7' H	\$229	\$35 each additional hour. \$100 extra for up to 8 hours.		AFE delivery or customer pickup	2 Outlets	
	Wipeout Inflatable Game	42' L x 14' W x 17' H	\$699	\$35 each additional hour. \$100 extra for up to 8 hours.		AFE delivery only	2 Outlets	Max 300 lbs per user. 2 users
	Inflatable Big Glove Boxing	14' x 14' x 6'	\$400	\$35 each additional hour. \$100 extra for up to 8 hours.		AFE delivery only	1 Outlet	
	World of Sport	16' Diameter x 10' Tall	\$399	\$35 each additional hour. \$100 extra for up to 8 hours.		AFE delivery or Customer pickup	1 Outlet	
	Four Game Fun Zone	25.5'L x 5'W x 9.5'H	\$499	\$35 each additional hour. \$100 extra for up to 8 hours.		AFE delivery or Customer pickup	1 Outlet	
	Demolition Zone	10'W x 6'L'x 8'H	\$249			AFE delivery or Customer pickup	1 Outlet	
	Triple Lane Bungee Run	33' L x 9.5' W x 8' H	\$425	\$35 each additional hour. \$100 extra for up to 8 hours.		AFE delivery only	1 Outlet	Max 250 lbs per user. 3 users
	Tug a War Basketball	36' L x 10' H x 9' W	\$399	\$35 each additional hour. \$100 extra for up to 8 hours.		AFE delivery only	1 Outlet	Max 225 lbs per user. 2 users
	Wrecking Ball	21' L x 18' W x 15' H	\$450	\$35 each additional hour. \$100 extra for up to 8 hours.		AFE delivery only	1 Outlet	Max 300 lbs per user. 4 users

Picture	Name	Dimensions	Price for 3 hours	Additional time	Other	Delivery Options	Electricity	Weight Limit
	Inflatable Midway (with 4 games, operator & 100 small prizes)	22' x 12' x 14'	\$745	\$75 each additional hour.		AFE delivery only	1 Outlet	
	Giant Inflatable Cornhole	8' by 12'	\$229	\$35 each additional hour. \$100 extra for up to 8 hours.	Customized with a Company name and logo	AFE delivery or Customer pickup	1 Outlet	
	Field Goal Challenge	20' L x 20' W x 20' H	\$325	\$35 each additional hour. \$100 extra for up to 8 hours.		AFE delivery only	1 Outlet	
	Inflatable Soccer Game	19' L x 7' W x 10' H	\$229	\$35 each additional hour. \$100 extra for up to 8 hours.		AFE delivery or Customer pickup	1 Outlet	
	Inflatable Double Basketball Hoop Game	12' L x 9' W x 8' H	\$229	\$35 each additional hour. \$100 extra for up to 8 hours.		AFE delivery or Customer pickup	1 Outlet	
	Inflatable Plinko	9' L x 9' W x 10' H	\$179	\$35 each additional hour. \$100 extra for up to 8 hours.		AFE delivery or Customer pickup	1 Outlet	
	Inflatable Baseball Game	9' W x 14' L x 10' H	\$179	\$35 each additional hour. \$100 extra for up to 8 hours.		AFE delivery or Customer pickup	1 Outlet	
	Inflatable Football Toss Game	9' W x 14' L x 10' H	\$179	\$35 each additional hour. \$100 extra for up to 8 hours.		AFE delivery or Customer pickup	1 Outlet	
	Inflatable Velcro Dart Game	6' x 7' x 3'	\$229	\$35 each additional hour. \$100 extra for up to 8 hours.		AFE delivery or Customer pickup	1 Outlet	
	Slam Dunk Basketball Game	10' L x 13' W x 15' H	\$299	\$35 each additional hour. \$100 extra for up to 8 hours.		AFE delivery or Customer pickup	1 Outlet	Max 250 lbs per user. 4-6 users
	Velcro Wall	23'L x 13'W x 15'H	\$375	\$35 each additional hour. \$100 extra for up to 8 hours.		AFE delivery only	1 Outlet	Max 225 lbs per user. 1 user at a time
	Cash Vault	6' L x 6' W x 8' H	\$250	or \$350 for up to 8 hrs		AFE delivery or Customer pickup	1 Outlet	1 user

Picture	Name	Dimensions	Price for 3 hours	Additional time	Other	Delivery Options	Electricity	Weight Limit	
	Inflatable Cash Cube	6' L x 6' W x 9' H	\$279	or \$379 for up to 8 hrs		AFE delivery or Customer pickup	2 Outlets	1 user	
	Giant Inflatable Twister	12' L x 12' W x 5' H	\$229	\$35 each additional hour. \$100 extra for up to 8 hours.		AFE delivery or Customer pickup	1 Outlet	Max 200 lbs per user, 900 lbs total 2-8 users	
	Zorb Ball Racing	20' W x 75' L x 13' H	\$750 for 2 hrs	\$100 for each additional hour		AFE delivery only	1 Outlet + 1 Outlet to blow up balls	Max 200 lbs per user, 2 users	
	Zorb Battle Game	40' W x 35' L x 5' H	\$899 for 2 hrs	\$100 for each additional hour		AFE delivery only	1 Outlet	Max 200 lbs per user, 3 users	
	Triple Basketball Hoop Game	12' L x 16.5' H x 12' W	\$249	\$35 each additional hour. \$100 extra for up to 8 hours.		AFE delivery or Customer pickup	1 Outlet		
	Criss Cross Basketball Game	10' x 10' x 11'H	\$299	\$35 each additional hour. \$100 extra for up to 8 hours.		AFE delivery or Customer pickup	1 Outlet		
	Kiddie Hero Headquarters Bounce Combo (wet or dry)	20' W x 18' L x 15' H	\$299	\$35 each additional hour. \$100 extra for up to 8 hours.		AFE delivery only	1 Outlet	185 lbs. per player, not to exceed 800 lbs. max	
	Axe Throwing Game	8' W x 10' L x 8.7' H	\$199	\$35 each additional hour. \$100 extra for up to 8 hours.		AFE delivery or Customer pickup	1 Outlet		
	Disco Drums	15' W x 15' L x 5' H	\$399	\$35 each additional hour. \$100 extra for up to 8 hours.		AFE delivery only	1 Outlet		
	Inflatable Human Billiard	13.5' W x 22.5' L x 2' H	\$425	\$35 each additional hour. \$100 extra for up to 8 hours.		AFE delivery or Customer pickup	1 Outlet		

Picture	Name	Dimensions	Price for 3 hours	Additional time	Other	Delivery Options	Electricity	Weight Limit	
	Kiddie Caterpillar Crawl	7'W x 33'L x 10'H	\$299	\$35 each additional hour. \$100 extra for up to 8 hours.		AFE delivery only	2 Outlets		
	Kiddie Animal Playground	18' W x 18' L x 11' H	\$299	\$35 each additional hour. \$100 extra for up to 8 hours.		AFE delivery only	1 Outlet		
	Spidey & His Amazing Friends Playground Combo	23' W x 22' L x 16' H	\$499	\$35 each additional hour. \$100 extra for up to 8 hours.		AFE delivery only	1 Outlet	100 lbs. per player, not to exceed 600 lbs. max.	
	Farm Yard Combo Bounce	26' W x 16' H x 12" L	\$499	\$35 each additional hour. \$100 extra for up to 8 hours.		AFE delivery only	1 Outlet	150 lbs. per player, not to exceed 600 lbs. max.	
	Inflatable Maze	30'L x 30'W x 10'H	\$999	\$100 each additional hour. \$300 extra for up to 8 hours.		AFE delivery only	2 Outlets		
	Pink Palace Bounce Combo	26'W x 16'H x 12'L	\$499	\$35 each additional hour. \$100 extra for up to 8 hours.		AFE delivery only	1 Outlet	150 lbs. per player, not to exceed 600 lbs. max.	
	Yellow Jacket Combo	15' x 25' x 15'	\$299	\$35 each additional hour. \$100 extra for up to 8 hours.		AFE delivery only	1 Outlet	Max 225 lbs per user, 1,000 lbs total. 8-12 users	
	Christmas Tree Bounce Combo 40'H	34'L x 30'W x 40'H	\$1399	\$200 each additional hour. \$400 extra for up to 8 hours.		AFE delivery only	3 Outlets	Max 185 lbs per user, 800 lbs total. 8-10 users	
	Mr. Bot Slide Two Lanes 20'	30'L x 15'W x 20'H	\$499	\$35 each additional hour. \$100 extra for up to 8 hours.		AFE delivery only	2 Outlets	Max 250 lbs per user, 500 lbs total. 2 users	
	The Electric Slide 18'	18'H x 11'W x 24'L	\$399	\$35 each additional hour. \$100 extra for up to 8 hours.		AFE delivery only	1 Outlet	Max 250 lbs per user, 500 lbs total. 2 users	
	Football Bounce/Slide Combo	18'H x 17.6'W x 31'L	\$399	\$35 each additional hour. \$100 extra for up to 8 hours.		AFE delivery only	1 Outlet	Max 200 lbs per user, 700 lbs total.	

Picture	Name	Dimensions	Price for 3 hours	Additional time	Other	Delivery Options	Electricity	Weight Limit	
	Prices, sizes, images and descriptions are subjected to error. Doesn't include any applicable delivery fees, distance fees, same day delivery/pickup, time sensitive or holiday rates. Use as a basic guideline.								